





























Cómputo Total de Diputaciones  
Resultados del Cómputo

															<b>CI_1</b>	<b>CI_2</b>	<b>CI_3</b>	CANDIDATURAS NO REGISTRADAS	VOTOS NULOS	Total
1 - Primer Distrito	8,763 15.93794 %	11,315 20.57946 %	854 1.55324 %	5,628 10.23608 %	6,439 11.71111 %	4,906 8.92292% %	1,418 2.57903% %	8,363 15.21043 %	607 1.10400 %	318 0.57837 %	230 0.41832% %	184 0.33465% %	27 0.04911% %	71 0.12913% %	1,554 2.82638% %	2,518 4.57968% %	0 0.00000% %	31 0.05638% %	1,756 3.22379% %	54,982
2 - Segundo Distrito	14,096 19.38634 %	15,477 21.28564 %	641 0.88157 %	10,169 13.98550 %	3,350 4.60728% %	6,174 8.49115% %	1,313 1.80578% %	11,523 15.84767 %	1,077 1.48121 %	213 0.29294 %	291 0.40021% %	306 0.42084% %	39 0.05364% %	79 0.10865% %	955 1.31342% %	3,045 4.18781% %	969 1.33267% %	102 0.14028% %	2,892 4.01689% %	72,711
3 - Tercer Distrito	31,161 33.95110 %	15,625 17.02404 %	628 0.68423 %	3,798 4.13807% %	4,553 4.96067% %	12,468 13.58436% %	1,637 1.78357% %	11,445 12.46977 %	880 0.95879 %	522 0.56874 %	230 0.25059% %	173 0.18849% %	45 0.04903% %	36 0.03922% %	1,893 2.06250% %	4,006 4.36469% %	0 0.00000% %	75 0.08172% %	2,607 2.85548% %	91,782
4 - Cuarto Distrito	24,956 25.79058 %	14,606 15.09446 %	694 0.71721 %	1,861 1.92324% %	5,193 5.36667% %	32,525 33.61271% %	1,584 1.63697% %	9,320 9.63168% %	594 0.61386 %	307 0.31727 %	267 0.27593% %	186 0.19222% %	12 0.01240% %	28 0.02894% %	1,982 2.04828% %	0 0.00000% %	0 0.00000% %	141 0.14572% %	2,508 2.60515% %	96,764
5 - Quinto Distrito	21,049 25.22681 %	18,580 22.26776 %	635 0.76104 %	2,303 2.76010% %	2,973 3.56308% %	7,184 8.60988% %	1,603 1.92116% %	18,127 21.72485 %	1,076 1.28956 %	292 0.34996 %	271 0.32479% %	151 0.18097% %	12 0.01438% %	67 0.08030% %	5,389 6.45861% %	1,713 2.05300% %	0 0.00000% %	13 0.01558% %	2,001 2.41265% %	83,439
6 - Sexto Distrito	26,876 28.76746 %	18,747 20.06636 %	659 0.70538 %	2,689 2.87824% %	5,971 6.39122% %	9,816 10.50682% %	1,754 1.87744% %	15,109 16.17233 %	1,130 1.20953 %	458 0.49023 %	283 0.30292% %	174 0.18625% %	47 0.05031% %	95 0.10169% %	2,404 2.57319% %	4,108 4.39711% %	0 0.00000% %	92 0.09847% %	3,013 3.24586% %	93,425
7 - Séptimo Distrito	12,910 19.37973 %	16,073 24.12784 %	518 0.77759 %	1,928 2.89420% %	3,170 4.75862% %	5,465 8.20373% %	1,838 2.75910% %	14,682 22.03975 %	1,036 1.55518 %	302 0.45334 %	409 0.61397% %	84 0.12610% %	26 0.03903% %	110 0.16513% %	6,529 9.80095% %	0 0.00000% %	0 0.00000% %	58 0.08707% %	1,478 2.23984% %	66,616
8 - Octavo Distrito	32,181 37.30525 %	11,605 13.45289 %	675 0.78248 %	1,443 1.67277% %	2,956 3.42669% %	18,265 21.17337% %	1,564 1.81304% %	8,890 10.30557 %	603 0.69902 %	373 0.43239 %	228 0.26430% %	93 0.10781% %	13 0.01507% %	31 0.03594% %	2,398 2.77984% %	2,220 2.57350% %	0 0.00000% %	51 0.05912% %	2,675 3.11412% %	86,264
9 - Noveno Distrito	35,270 41.80693 %	6,399 7.58499% %	597 0.70765 %	2,196 2.60301% %	3,276 3.88317% %	7,845 9.29899% %	3,263 3.86776% %	13,317 15.78517 %	839 0.99450 %	479 0.56778 %	239 0.28330% %	193 0.22877% %	3 0.00356% %	63 0.07468% %	3,073 3.64255% %	5,032 5.96463% %	0 0.00000% %	96 0.11379% %	2,184 2.60415% %	84,364
10 - Décimo Distrito	34,105 38.98115 %	8,715 9.96102% %	686 0.78408 %	2,341 2.67570% %	3,069 3.50779% %	9,900 11.31545% %	1,545 1.76590% %	14,593 16.67943 %	1,153 1.31785 %	495 0.56577 %	297 0.33946% %	131 0.14973% %	55 0.06286% %	42 0.04800% %	3,577 4.08842% %	1,768 2.02078% %	2,396 2.73857% %	123 0.14059% %	2,500 2.87469% %	87,491
11 - Décimo Primer Distrito	31,285 36.98646 %	10,915 12.90418 %	841 0.99427 %	8,753 10.34817 %	2,765 3.26890% %	7,902 9.34208% %	1,528 1.80647% %	10,716 12.66891 %	709 0.83821 %	548 0.64787 %	398 0.47053% %	229 0.27073% %	16 0.01892% %	60 0.07093% %	3,170 3.74771% %	2,368 2.79955% %	0 0.00000% %	122 0.14423% %	2,260 2.69426% %	84,585

Cómputo Total de Diputaciones  
Resultados del Cómputo


															<b>CI_1</b>	<b>CI_2</b>	<b>CI_3</b>	CANDIDATURAS NO REGISTRADAS	VOTOS NULOS	Total
12 - Décimo Segundo Distrito	23,226 28.32163 %	15,158 18.48356 %	1,164 1.41937 %	2,106 2.56804%	3,311 4.03741%	8,916 10.87211%	2,848 3.47283%	12,789 15.59482 %	920 1.12184 %	451 0.54995 %	375 0.45727%	133 0.16218%	35 0.04268%	72 0.08780%	6,322 7.70900%	1,554 1.89494%	0 0.00000%	66 0.08048%	2,562 3.14769%	82,008
13 - Décimo Tercer Distrito	16,572 22.98283 %	15,617 21.65839 %	1,047 1.45203 %	2,281 3.16340%	2,061 2.85829%	7,149 9.91457%	2,151 2.98311%	14,088 19.53790 %	1,093 1.51582 %	330 0.45766 %	373 0.51729%	131 0.18168%	19 0.02635%	74 0.10263%	6,791 9.41808%	0 0.00000%	0 0.00000%	75 0.10401%	2,254 3.15205%	72,106
14 - Décimo Cuarto Distrito	16,594 24.16098 %	14,121 20.56027 %	751 1.09346 %	2,189 3.18720%	2,807 4.08701%	6,751 9.82950%	1,792 2.60916%	12,670 18.44761 %	1,188 1.72974 %	246 0.35818 %	224 0.32615%	101 0.14706%	20 0.02912%	81 0.11794%	5,334 7.76634%	1,773 2.58150%	0 0.00000%	28 0.04077%	2,011 2.94630%	68,681
15 - Décimo Quinto Distrito	23,979 27.70569 %	16,617 19.19953 %	844 0.97517 %	2,228 2.57426%	5,951 6.87587%	7,750 8.95447%	2,744 3.17046%	14,129 16.32486 %	1,344 1.55288 %	588 0.67938 %	250 0.28885%	174 0.20104%	15 0.01733%	125 0.14443%	7,003 8.09137%	0 0.00000%	0 0.00000%	125 0.14443%	2,683 3.12031%	86,549
16 - Décimo Sexto Distrito	18,452 24.97902 %	15,115 20.46162 %	507 0.68634 %	2,323 3.14471%	2,952 3.99621%	6,971 9.43685%	2,154 2.91593%	16,223 21.96155 %	900 1.21836 %	384 0.51983 %	218 0.29511%	114 0.15433%	14 0.01895%	48 0.06498%	5,756 7.79207%	0 0.00000%	0 0.00000%	44 0.05956%	1,695 2.30688%	73,870
17 - Décimo Séptimo Distrito	18,489 23.73854 %	16,313 20.94471 %	743 0.95396 %	3,367 4.32298%	6,582 8.45081%	7,442 9.55499%	1,681 2.15828%	14,726 18.90712 %	1,050 1.34812 %	0 0.00000 %	336 0.43140%	186 0.23881%	14 0.01797%	95 0.12197%	4,865 6.24631%	0 0.00000%	0 0.00000%	41 0.05264%	1,956 2.53187%	77,886
18 - Décimo Octavo Distrito	46,567 47.82135 %	10,621 10.90709 %	496 0.50936 %	1,348 1.38431%	2,848 2.92472%	12,547 12.88497%	2,448 2.51394%	9,882 10.14819 %	682 0.70037 %	1,331 1.36685 %	232 0.23825%	125 0.12837%	27 0.02773%	97 0.09961%	3,776 3.87771%	1,654 1.69855%	0 0.00000%	183 0.18793%	2,513 2.59350%	97,377
19 - Décimo Noveno Distrito	36,353 41.37323 %	8,565 9.74780%	501 0.57019 %	2,260 2.57210%	3,054 3.47575%	8,449 9.61578%	3,017 3.43364%	13,376 15.22318 %	1,448 1.64796 %	1,223 1.39189 %	0 0.00000%	0 0.00000%	0 0.00000%	0 0.00000%	6,768 7.70264%	0 0.00000%	0 0.00000%	83 0.09446%	2,769 3.15139%	87,866
20 - Vigésimo Distrito	11,452 12.41773 %	12,460 13.51073 %	1,759 1.90733 %	5,391 5.84561%	5,522 5.98766%	6,380 6.91801%	3,459 3.75069%	18,977 20.57730 %	1,197 1.29794 %	1,800 1.95179 %	672 0.72867%	297 0.32205%	42 0.04554%	78 0.08458%	20,052 21.74295%	0 0.00000%	0 0.00000%	49 0.05313%	2,636 2.89244%	92,223

Cómputo Total de Diputaciones  
Resultados del Cómputo

															<b>CI_1</b>	<b>CI_2</b>	<b>CI_3</b>	CANDIDATURAS NO REGISTRADAS	VOTOS NULOS	Total
21 - Vigésimo Primer Distrito	24,734 26.30493%	20,008 21.27877%	1,383 1.47084%	4,116 4.37742%	5,645 6.00353%	5,085 5.40796%	4,631 4.92513%	11,106 11.81138%	715 0.76041%	388 0.41264%	297 0.31586%	414 0.44029%	81 0.08614%	135 0.14357%	12,244 13.02165%	0 0.00000%	0 0.00000%	59 0.06275%	2,987 3.20834%	94,028
22 - Vigésimo Segundo Distrito	9,048 13.51800%	15,837 23.66097%	1,035 1.54632%	1,864 2.78487%	3,556 5.31278%	6,583 9.83521%	2,892 4.32074%	12,747 19.04442%	2,066 3.08667%	546 0.81574%	203 0.30329%	94 0.14044%	23 0.03436%	89 0.13297%	8,376 12.51401%	0 0.00000%	0 0.00000%	60 0.08964%	1,914 2.87716%	66,933
23 - Vigésimo Tercer Distrito	11,038 11.78568%	17,781 18.98544%	936 0.99940%	3,016 3.22030%	16,090 17.17989%	7,769 8.29525%	2,311 2.46754%	18,671 19.93572%	2,054 2.19313%	508 0.54241%	542 0.57871%	146 0.15589%	15 0.01602%	75 0.08008%	9,491 10.13389%	0 0.00000%	0 0.00000%	149 0.15909%	3,064 3.29895%	93,656
24 - Vigésimo Cuarto Distrito	21,848 22.65849%	23,047 23.90197%	995 1.03191%	3,477 3.60599%	4,643 4.81524%	3,529 3.65992%	10,468 10.85633%	13,163 13.65131%	726 0.75293%	325 0.33706%	543 0.56314%	187 0.19394%	41 0.04252%	96 0.09956%	9,382 9.73004%	0 0.00000%	0 0.00000%	85 0.08815%	3,868 4.04789%	96,423
25 - Vigésimo Quinto Distrito	14,935 24.11088%	12,263 19.79723%	587 0.94765%	3,418 5.51798%	5,588 9.02120%	5,921 9.55879%	1,251 2.01960%	11,363 18.34428%	753 1.21563%	0 0.00000%	260 0.41974%	143 0.23086%	33 0.05327%	45 0.07265%	3,521 5.68426%	0 0.00000%	0 0.00000%	85 0.13722%	1,777 2.89122%	61,943
26 - Vigésimo Sexto Distrito	32,302 31.89250%	34,506 34.06856%	321 0.31693%	5,303 5.23577%	1,956 1.93120%	2,618 2.58481%	3,036 2.99751%	7,276 7.18376%	580 0.57265%	140 0.13823%	312 0.30804%	125 0.12342%	27 0.02666%	85 0.08392%	8,430 8.32313%	0 0.00000%	0 0.00000%	119 0.11749%	4,148 4.11773%	101,284
Total	598,241	396,086	21,183	87,796	116,281	226,310	65,930	337,271	26,420	12,567	7,980	4,274	701	1,877	151,035	31,759	3,365	2,155	64,711	2,155,256

Cómputo Total de Diputaciones  
Reparto de Votos de Coaliciones por Combinación

División exacta de votos entre partidos

Combinación	Votos				Residuo
	7,980	2,660	2,660	2,660	0
	4,274	2,137	2,137		0
	701	350		350	1
	1,877		938	938	1
Total votos repartidos		5,147	5,735	3,948	

Asignación de Votos a Partidos

Partido	Votos	División Exacta	Total
	87,796	5,147	92,943
	337,271	5,735	343,006
	26,420	3,948	30,368

Asignación de Residuos a Partidos











Combinación	Residuo			
		<b>92,943</b>	<b>343,006</b>	<b>30,368</b>
	0	0	0	0
	0	0	0	0
	1	1	0	0
	1	0	1	0

Sumatoria Final de Votos de Partidos

Partido	Votos Parcial	Votos Residuo	Votos Totales
	92,943	1	92,944
	343,006	1	343,007
	30,368	0	30,368

## Cómputo Total de Diputaciones

### Reparto de Votos por Partido

		Votación del partido	Votación obtenida de la coalición	Votación Total del partido	Votación RP de casillas especiales	Total
	Partido Acción Nacional	598,241	0	598,241	341	598,582
	Partido Revolucionario Institucional	396,086	0	396,086	193	396,279
	Partido de la Revolución Democrática	20,497	0	20,497	11	20,508
	Partido del Trabajo	87,796	5,148	92,944	58	93,002
	Partido Verde Ecologista de México	116,281	0	116,281	53	116,334
	Movimiento Ciudadano	226,310	0	226,310	197	226,507
	Nueva Alianza Partido Político Nacional	65,930	0	65,930	32	65,962
	MORENA	337,271	5,736	343,007	426	343,433
	Partido Político Nacional, Encuentro Social	26,420	3,948	30,368	24	30,392
	Rectitud Esperanza Demócrata	12,567	0	12,567	10	12,577
<b>CI_1</b>	CANDIDATURA INDEPENDIENTE 1	151,035	0	151,035	0	151,035
<b>CI_2</b>	CANDIDATURA INDEPENDIENTE 2	31,759	0	31,759	0	31,759
<b>CI_3</b>	CANDIDATURA INDEPENDIENTE 3	3,365	0	3,365	0	3,365
<b>CANDIDATURAS NO REGISTRADAS</b>	Candidaturas no registradas	2,155	0	2,155	9	2,164
<b>VOTOS NULOS</b>	Votos Anulados	64,711	0	64,711	41	64,752
Total		2,140,424	14,832	2,155,256	1,395	2,156,651